




For PC

# BGA100A series

## BGA inspection



You can perform a visible check of the soldered point and surface.




←Using the back light (Option)

## QFP inspection

Visible inspection the lead section of the QFP from the side , using PR-S1




## 2 models available



model	Magnification Approx.	Feature
BGA-100A	X110	Fit with first row inspection with details
BGA-300A	X70 to X110	You can adjust the magnification continuously 70 to 110


\* on 20inch PC monitor

## Option



**Back light system BL-SYSTEM-02**

Supply the back light from the opposite side of the BGA scopw



**prism Holder BL-02-03**

you can flash a back light on the small Package which is only 5mm size.

## Prism

For BGA inspection


Size mm	PR-ST2	PR-ST3	PR-ST5	PR-ST6
Thickness	2	1	0.5	0.5
width	5	5	5	2
height	13	13	13	13

For QFP inspection

Size mm	PR-S-1
Thickness	4
width	7
height	13

For back light

Size mm	PR-M1	PR-M4	
Thickness	2	1	
width	12	12	
height	13	13	



PR-ST2/ST3/ST5



PR-ST6



PR-S-1



PR-M1/M4

## Specification

**Camera resolution** 2M CMOS camera 1920x1080 (Auto install the driver software)  
**Operation environment** OS : Windows7 , 8 , 10 connection to PC : USB2.0  
 CPU : more than i 3 Frame rate approx 20fps  
**Standard parts** BGA scope One BGA prism PR-ST2 One QFP prism PR-S-1  
 Viwer Soft CD

## SMTTOOL

PO Box90 Lake Hopatcong NJ07849

973-945-9847

Fax 973-663-1745

sales@smttools.com